


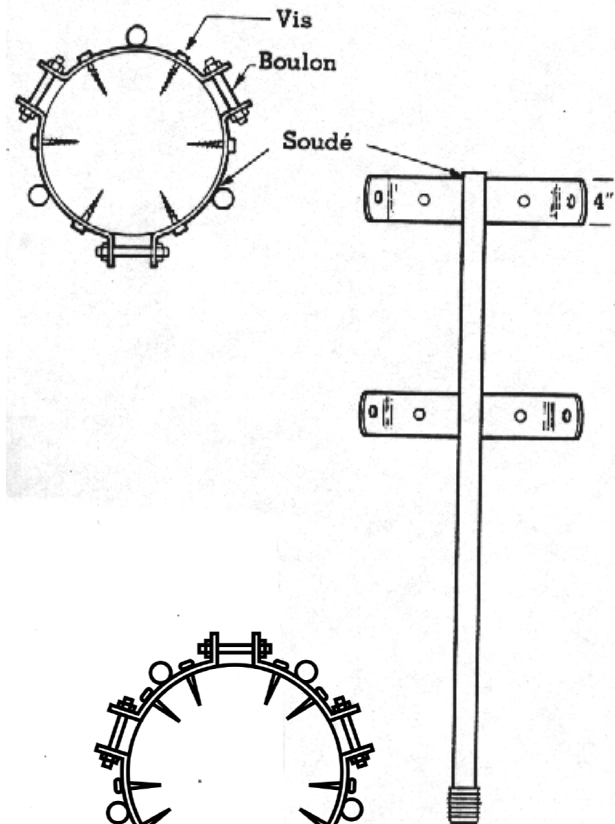
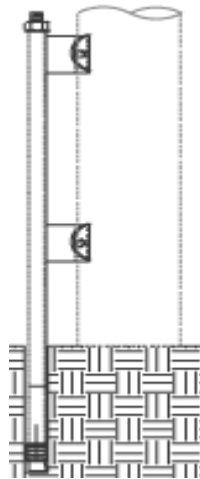




# 9-D



3 pattes / 3 legs	
Grandeur à la base (po). Pole size at base (in).	
Diamètre	Circ.
8	25.1
9	28.3
10	31.4
11	34.5
12	37.6

4 pattes / 4 legs	
Grandeur à la base (po). Pole size at base (in).	
Diamètre	Circ.
11	34.5
12	37.6
13	40.8
14	43.9
15	47.1
16	50.2

5 pattes / 5 legs	
Grandeur à la base (po). Pole size at base (in).	
Diamètre	Circ.
14	43.9
15	47.1
16	50.2
17	53.3
18	56.5
19	59.6
20	62.8

Choisir le nombre d'ancrage au rock selon le diamètre de votre poteau de bois.

Choose the number of rock anchors that best suits the diameter of your wood pole.

**Matériel:** Acier Galvanisé  
**Material:** Galvanized steel

## ANCRAGE AU ROC / ROCK ANCHOR