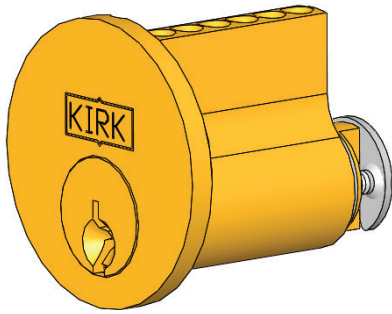


Type C900-301

Camlock Isolation Interlock



SD Series

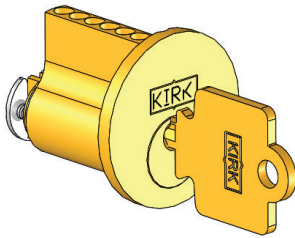
KIRK Type C900-301 is a compact cylinder interlock that engages directly with the linkage of equipment to isolate power. The Type C900-301 is primarily used in the Siemens® WL Breaker using bracketry supplied by Siemens® specifically for this interlock.

OPERATION

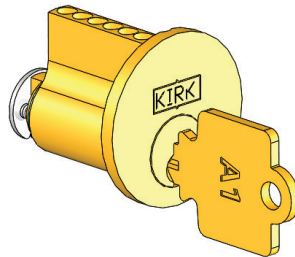
KIRK Type C900-301 cylinder interlocks are mechanically operated and engages directly with the equipment to isolate power.

Type C900-301 camlock isolation interlock


- 1 Key is trapped, linkage is engaged, breaker is closed.



- 2 Open the breaker and turn the key to the released position. This will lock the breaker open.



- 3 Key is now released, power is isolated, and key is free to move to the next sequential interlock in the safety process.




Type C900-301

Camlock Isolation Interlock



USAGE

KIRK Type C900-301 should be used on equipment as specified by the OEM in which provisions have been provided. KIRK cylinder interlocks ensure that once the linkage on the equipment has been engaged into the desired position as defined by the end user's safety process and following the operations of the interlock, the power is now isolated from changing state until the procedure is reversed.


 KIRK cylinder interlocks are not designed to serve as an access interlock into hazardous areas.


No hazardous substances were used in the manufacturing of the product. The product can be disposed of in standard waste receptacles.

INSTALLATION

The KIRK Type C900-301 interlock is recessed mounted using OEM provisions. After installation of the cylinder interlocks, the complete interlock system should be tested sequentially by person(s) familiar with the entire system, the key sequence, and its intended purpose. Any problems or discrepancies must be corrected prior to energization.

SD series (brass) interlocks are supplied with a key in each cylinder. These keys are needed during installation of the interlocks.

 For all interlock systems to maintain system integrity, additional keys must be removed from the system and destroyed or retained by a responsible person. There should only be enough keys to operate the interlock system sequentially. Kirk Key Interlock Company will not be responsible for extra keys left in the interlock system.

 All interlocks and interlock systems must be installed by a competent and qualified person who has read and understood these instructions. Please retain this document in your technical files.

MAINTENANCE

Kirk key interlocks should be periodically lubricated with a small amount of dry powder graphite. DO NOT use oil or grease of any type as these will collect dirt and impede the proper operation of the lock cylinder.

SD SERIES: Apply a small amount of graphite to the key and insert the key into the lock cylinder. Work the key in an out and turn the key several times in order to distribute the graphite inside the lock cylinder.

KIRK offers a Graphite Lubrication kit (part# GL-1) complete with instructions for use.

Type C900-301

Camlock Isolation Interlock



TECHNICAL DATA

Type C900-301	SD Series
Cylinder Interlock	Brass
Plug/Inner Turn Shaft	Brass
Key Material	Nickel-Silver
Key Style	7-Pin Tumbler
Type of Mounting	Recess mounted using OEM provisions
Temperature Ratings	-65F to +250F
Weight	.19 pounds

* Weight based on product with no key or mounting hardware

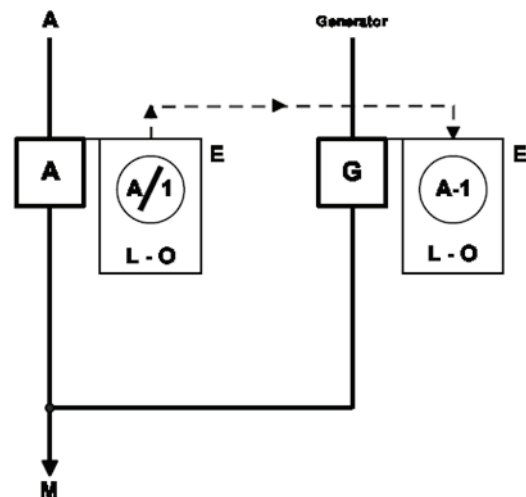
APPLICATION

The Type C900-301 cylinder interlocks are used as part of safety systems suitable for the control of circuit breakers.

The interlock application example, scheme 35A from the KIRK scheme book, is to prevent the closing of breaker A when breaker G is closed.

Initial system status: Breaker A is closed to supply load M. Key A-1 is held in the Type C900-301 interlock on breaker A. Generator breaker G is locked open and cannot be closed until breaker A is locked open.

To transfer load M to the generator, open breaker A. Turn key A-1 in the Type C900-301 mounted on breaker A to lock open and release key A-1. Insert key A-1 into interlock on breaker G and turn key to unlock. Key A-1 is now trapped. Breaker G can now be closed and load M has been transferred from breaker A to generator.



Type C900-301

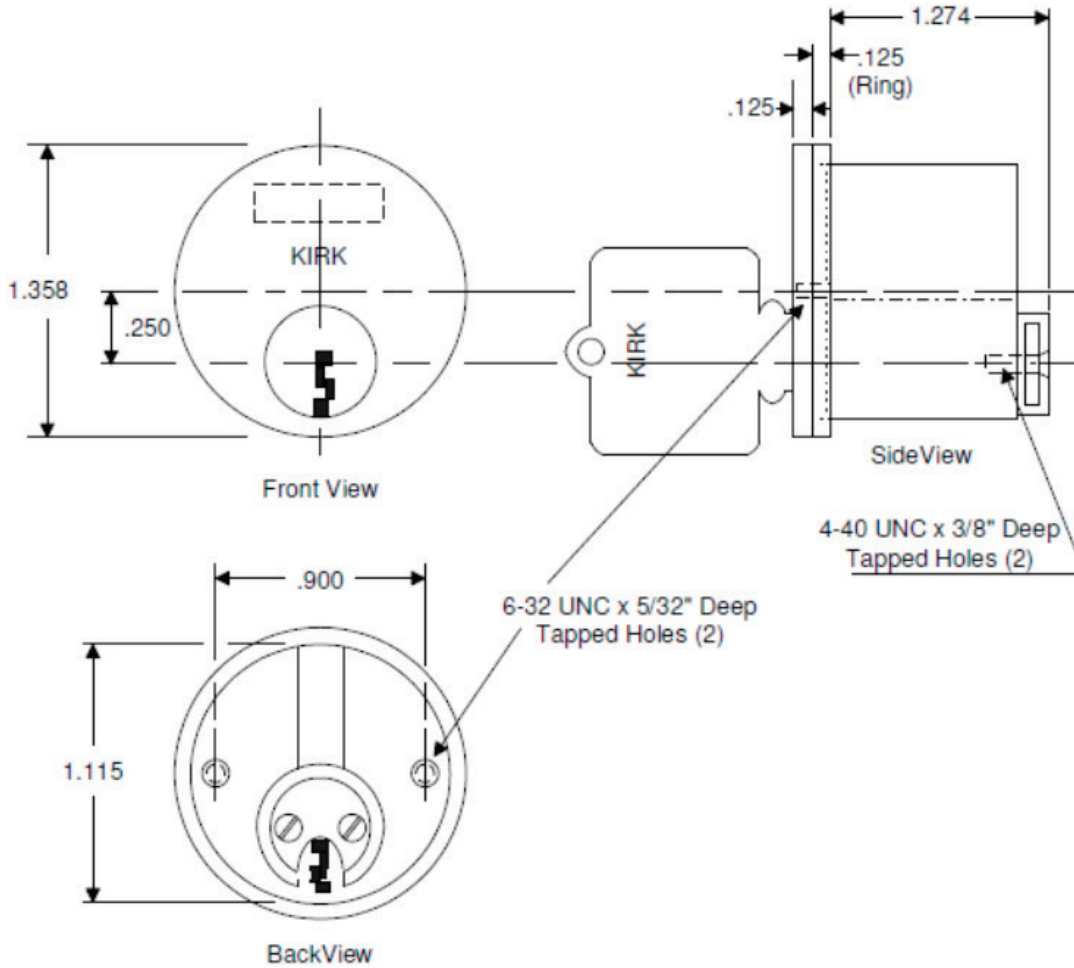
Camlock Isolation Interlock



DRAWING

Dimensions: in inches

SD Series Type C900-301



ORDER INFORMATION

	1	2	3	4	5	6	7	8	9
Part number	C	9	0	0	-	0	0	1	

9	Stamp Key Interchange	- = No S = Yes
---	-----------------------	-------------------

CONTACT INFORMATION

The Kirk Key Interlock Company LLC
 9048 Meridian Circle NW North Canton, OH 44720, USA
 Toll Free: +1 800-438-2442 O: +1 234-209-9301 F: +1 330-497-4400
 Quotes & Inquiries sales@kirkkey.com PO Submission & Orders orders@kirkkey.com